

SITMATIC®

Executive, Conference & Lobby Seating



POSH

Indoff



SITMATIC®

Large Scale Ergonomic Executive

POSH



Ergonomic full-scale executive chair with Advanced Synchron control, adjustable angle headrest, air lumbar support, adjustable height and width armrests.

419 SY



Panel arms with upholstered caps
419 SY CU



Panel arms with soft poly caps
419 SY CP



Adjustable height and width arms
419 SY

SITMATIC®

Mid Scale Ergonomic Executive

POSH



Ergonomic mid-scale executive chair with Advanced Synchron control, adjustable angle headrest, air lumbar support, adjustable height and width armrests.

418 SY



Panel arms with upholstered caps
418 SY CU



Panel arms with soft poly caps
418 SY CP



Adjustable height and width arms
418 SY

SITMATIC®

High Back Desk/Conference

POSH



*High back Desk/Conference,
Adjustable angle headrest,
EZ-Tilt control, tension
adjustable, upright tilt lock,
pneumatic seat height,
polished aluminum base
and arms.*

429 EZ AA AB



Epoxy coated arms and base
429 EZ



*Polished aluminum arms and base with
upholstered inset strips*
429 EZ AA AB US



*Epoxy coated arms and base with
upholstered inset strips*
429 EZ US

SITMATIC®

Mid Back Desk/Conference

POSH



*Mid back Desk/
Conference, EZ-Tilt control,
tension adjustable,
upright tilt lock,
pneumatic seat height,
polished aluminum base
and arms.*

Model 428 EZ AA AB



Epoxy coated arms and base
428 EZ



*Polished aluminum arms and base
with upholstered inset strips*
428 EZ AA AB US



*Epoxy coated arms and base with
upholstered inset strips*
428 EZ US



Posh Beam typical with 130° connecting table



Cantilever guest chair
422 BB



Jury base chair
428 EZ JB



3 position beam
4203 SA

SITMATIC®

Features

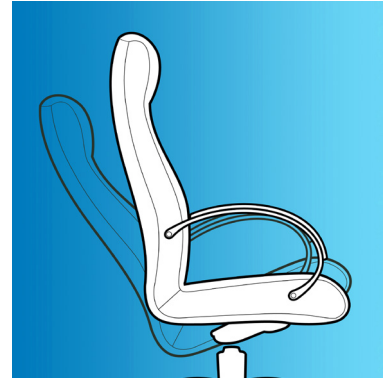
Chair Controls



Advanced Synchron Control (SY)
State of the art synchronized motion with independent back angle adjustment, side actuated tilt tension and seat depth adjustment.



Easy-Tilt Control (EZ)
A smooth riding, knee-tilt motion with tension adjustable, dual coil springs. Upright tilt-lock for close work.

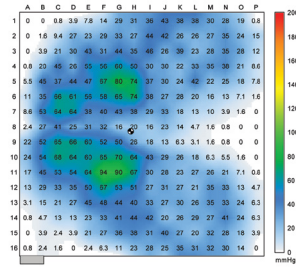


ConferenceTilt Control (CT)
Center-tilt rocking motion, adjustable tension and upright lock. Simple and budget-conscious.

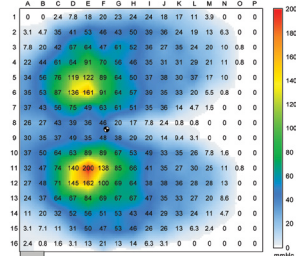
Unique Posh Features



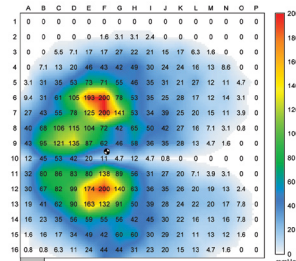
PressureCast™ Foam
Ergonomic contouring of the seat shape and high-resiliency PressureCast™ foam result in the most supportive and comfortable seat cushions possible. Seating comfort is determined by how well the weight of the user is distributed over the seating surface. Uneven distribution causes pressure points that quickly become painful. The result is constant fidgeting by the user to relieve the pressure and loss of circulation. Compare the pressure maps to the right. Sitmatic's PressureCast foam distributes the user's weight evenly. The typical gel or mesh seat produces dramatic pressure points indicated by the yellow/red hot spots.



Sitmatic Pressure Cast™ Foam
Even distribution of weight over seat



Typical Gel-Foam Seat
Painful pressure points at buttocks



Typical Mesh Seat
Painful pressure points at buttocks



Rigid Steel Frame
This rugged chassis ensures durability that far exceeds wood or plastic.



Cast Aluminum Base
The cast aluminum base is stronger and more durable than comparable plastic bases and is easier to recycle.



Headrest Adjustment
An integrated adjustable headrest on high back models conforms to varying thoracic curvature.



Green Check Certified
Posh chairs are independently tested to exceed Green Building Council's LEED-CI Indoor Environmental Quality Standards. IEQ 4.5 and may comply with MRS 5.0.

Exceptional Range of Seating Solutions



Management, Executive and Conference Seating



Task and Operational Seating



Occasional and Stacking Chairs



Auditorium and Public Seating

Indoff



For further information on our comprehensive range of seating please visit our website or call our toll free number. Specifications are subject to change without notice.

Sitmatic

1800 Raymer Avenue
Fullerton, California 92833

Tel: 800.288.1492
714.888.2500

Fax: 714.888.2505

E-Mail: Info@Sitmatic.com


Website: www.sitmatic.com



Sitmatic seating is covered by our comprehensive lifetime structural warranty. Specifications are subject to change without notice.



Sitmatic seating has passed the stringent testing procedures established by; ANSI/ BIFMA and CAL 117.



Sitmatic literature is printed on certified recycled paper and paper from well-managed forests and controlled sources.



Green Check Certified

Our products are certified compliant for LEED-CI indoor environmental air quality. Choosing Sitmatic chairs for your work place contributes to a cleaner, safer, more sustainable environment.

Posh designed by Abadie Design